

# Singapore Exchange Limited



Singapore Government Bond  
Launch Ceremony  
2001



SINGLE STOCK FUTURES LAUNCH CEREMONY  
26 OCTOBER 2001

AND THE AMERICAN STOCK  
ETFs AND HOLDERS ON SC



The American  
Stock Exchange

## FY2002 Half Year Results 28 February 2002



生意興隆

*SGX. Tomorrow's Market, Today*



# **Singapore Exchange Limited**

*Building Tomorrow's Market, Today*

# ***SGX: Building Tomorrow's Market, Today***



**SGX: Our Fundamentals**

**FY2002 Half Year Results**

**Going Forward**

# ***SGX: Building Tomorrow's Market, Today***



**SGX: Our Fundamentals**

**FY2002 Half Year Results**

**Going Forward**

# ***SGX: Fundamentals***



- ❖ **Sound business model: customer-oriented, innovative, technology-driven**
- ❖ **Strong financial position: well-positioned for M&A opportunities, attractive dividend policy**
- ❖ **Solid management: vision, execution capability**

# ***SGX: Our Four-Pillar Strategy***



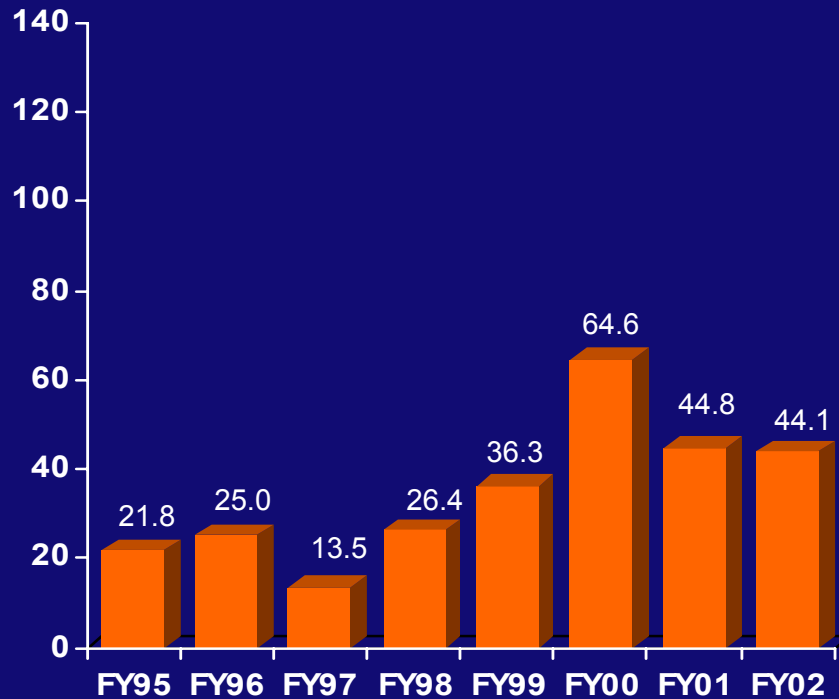
- ❖ **Create a more exciting product array supported by an efficient, world-class infrastructure**
- ❖ **Extend global distribution of SGX products**
- ❖ **Establish SGX as an Asian access point for global markets**
- ❖ **Unlock existing asset value and enhance shareholder value**

# Securities Market



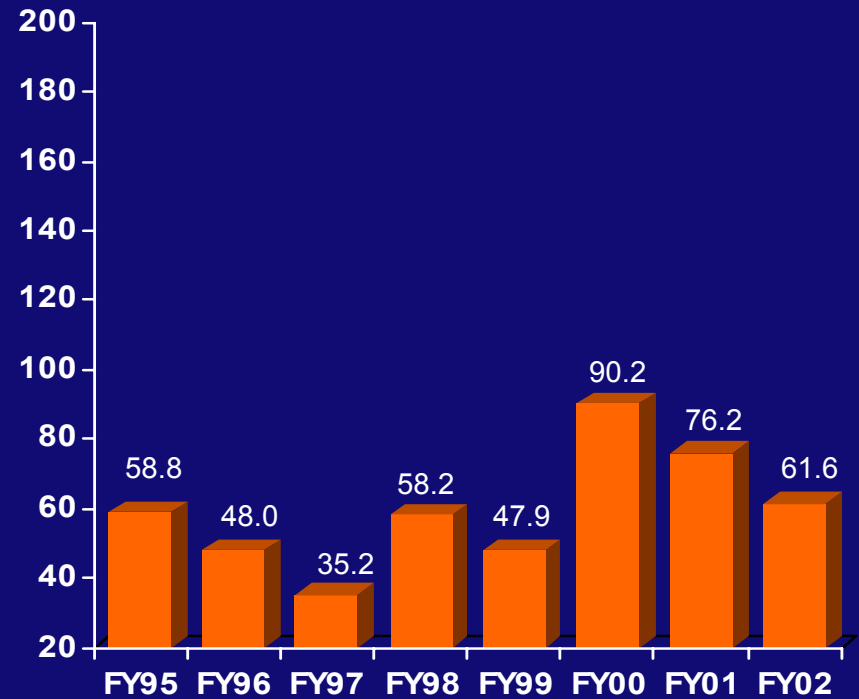
## Trading Volume

(billion units)



## Trading Value

(S\$ billion)



 FY First Half (Jul – Dec)

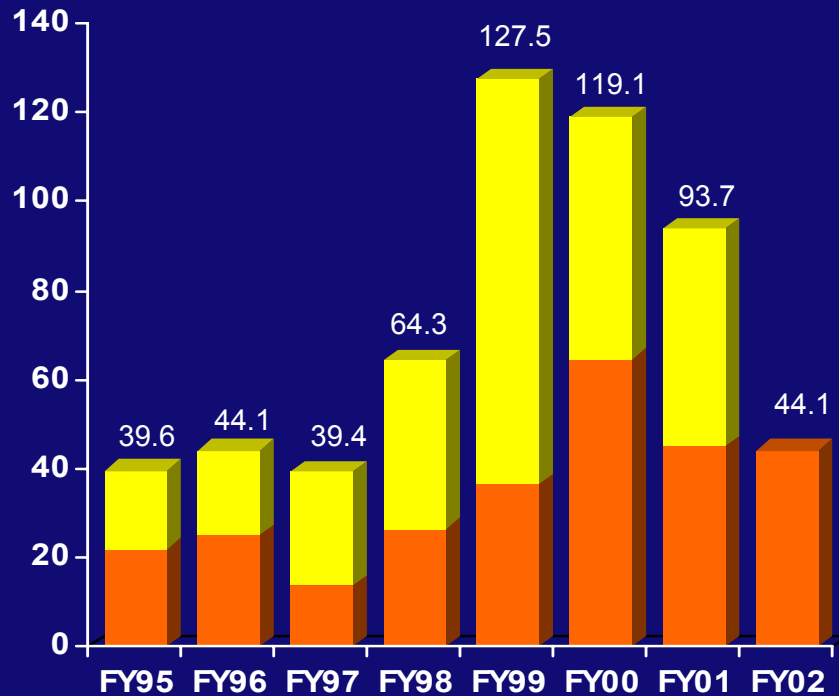


# Securities Market



## Trading Volume

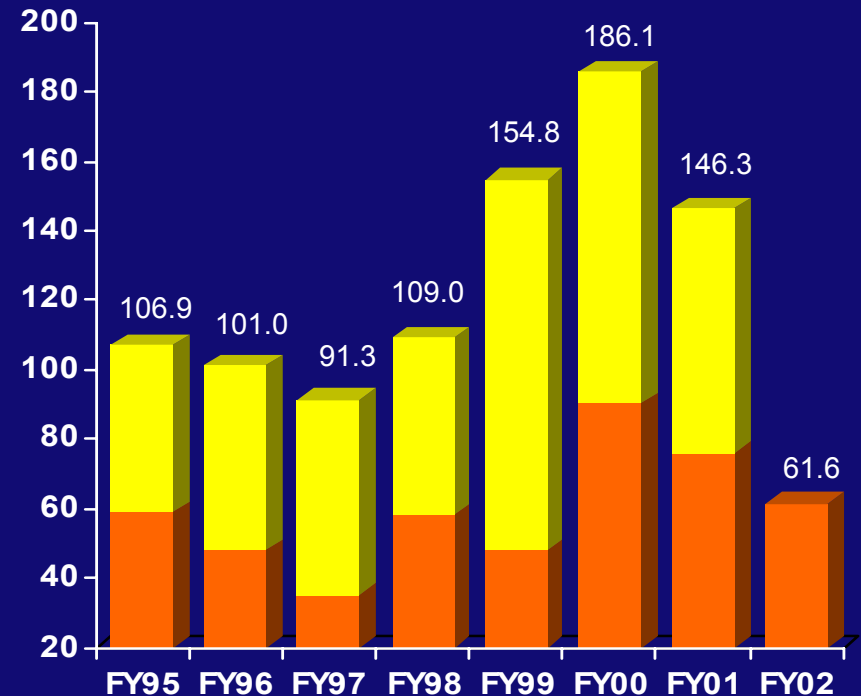
(billion units)



FY First Half (Jul - Dec)

## Trading Value

(S\$ billion)



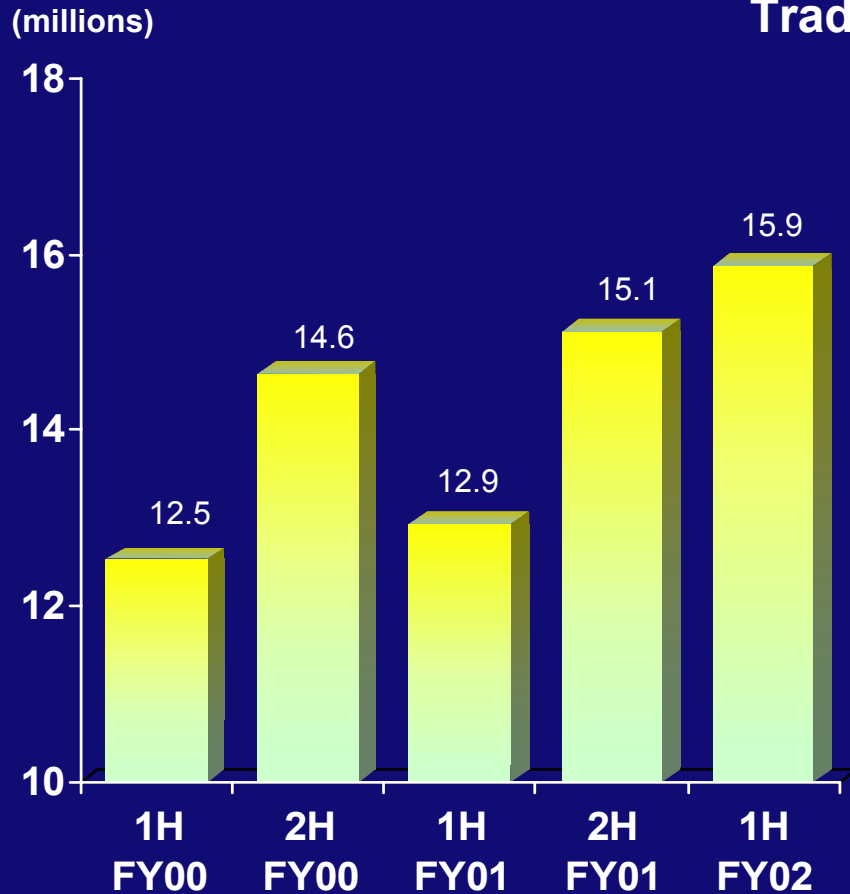
FY Second Half (Jan - Jun)



# Derivatives Market



## Trading Volume



Contracts	First Half FY2002 (millions)	First Half FY2001 (millions)
Eurodollar	9.4	4.5
Nikkei	2.4	2.4
MSCI Taiwan	2.1	1.8
Euroyen	1.1	3.3
Others	0.9	0.9
<b>Total</b>	<b>15.9</b>	<b>12.9</b>

# ***SGX: Building Tomorrow's Market, Today***



**SGX: Our Fundamentals**

**FY2002 Half Year Results**

**Going Forward**



# FY2002 Half Year Results

# SGX – Consolidated Profit And Loss (unaudited)



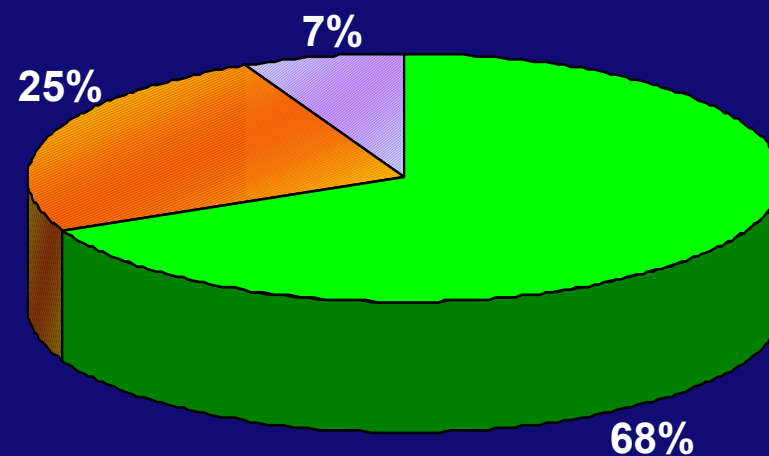
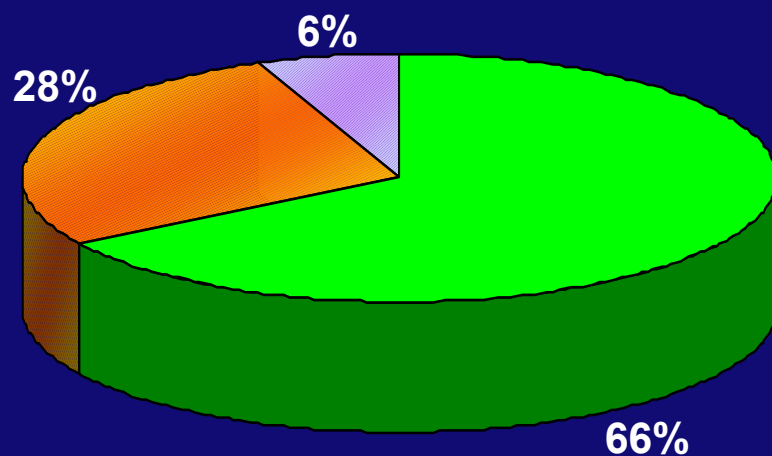
(S\$MM)	First Half FY2002	First Half FY2001	Change %
Operating Revenue	102.7	108.7	(5.4)
Operating Expenses	(76.3)	(70.5)	8.3
<b>Operating Profit</b>	<b>26.4</b>	<b>38.2</b>	<b>(30.7)</b>
Non-Operating Revenue	11.6	11.1	4.0
<b>Net Profit Before Exceptional Items &amp; Tax</b>	<b>38.0</b>	<b>49.3</b>	<b>(22.9)</b>
Exceptional Items	(7.0)	(20.5)	(65.9)
Tax	(10.7)	(10.0)	7.3
<b>Net Profit After Tax</b>	<b>20.3</b>	<b>18.8</b>	<b>8.0</b>
Minority Interests	1.4	-	NA
<b>Net Profit After Tax &amp; Minority Interests</b>	<b>21.7</b>	<b>18.8</b>	<b>15.8</b>

# Performance By Market – Operating Revenue



First Half FY2002

First Half FY2001



Total Operating Revenue = S\$102.7MM

Total Operating Revenue = S\$108.7MM

Securities Market

Derivatives Market

Other Operations

## *Performance By Market – Operating Revenue*

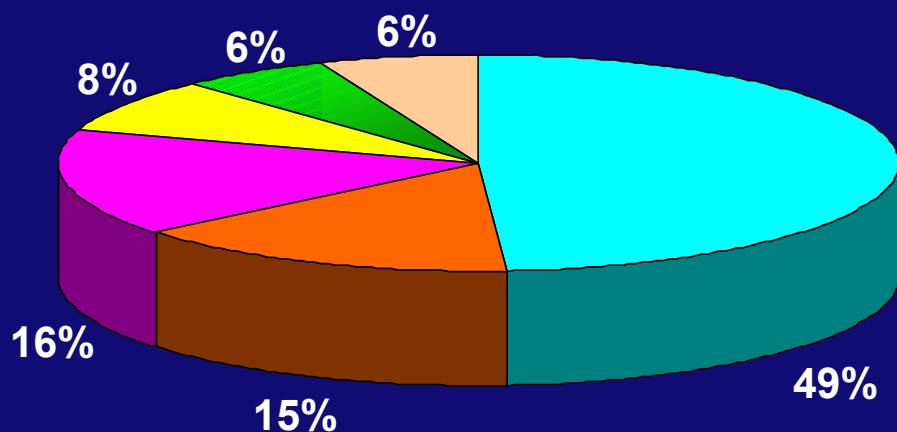


<b>(S\$MM)</b>	<b>First Half FY2002</b>	<b>First Half FY2001</b>
Securities Market	67.8	74.1
Derivatives Market	28.8	27.4
Other Operations	6.1	7.2
<b>Total Operating Revenue</b>	<b>102.7</b>	<b>108.7</b>

# Revenue Mix

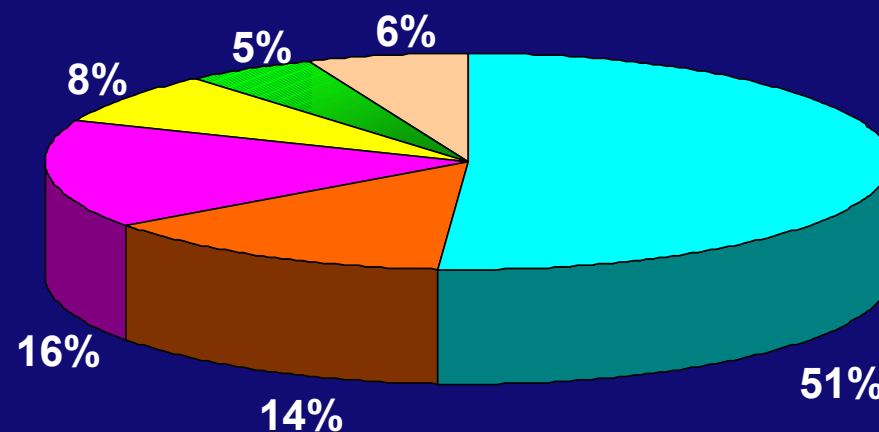


First Half FY2002



Total Operating Revenue = S\$102.7MM

First Half FY2001



Total Operating Revenue = S\$108.7MM

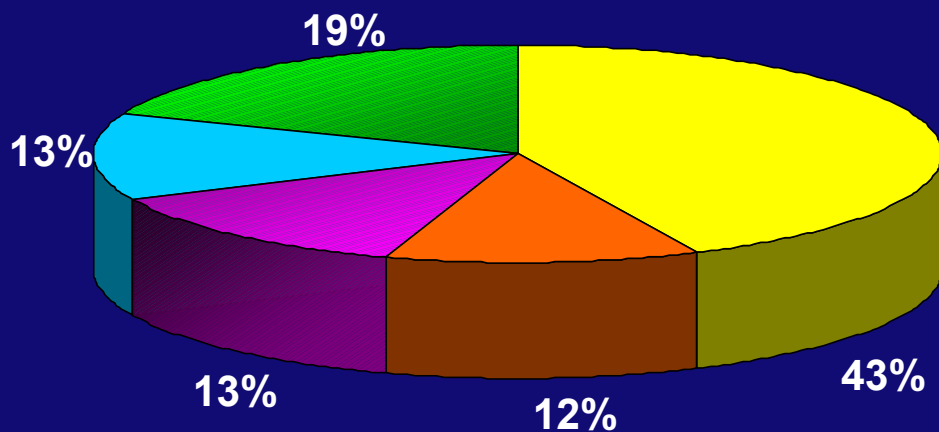
- Clearing & Related Income
- Access & Terminal Fees
- Account Maintenance & Processing Fees
- Listing & Membership Fees
- Price Information Fees
- Others



# Operating Expenses

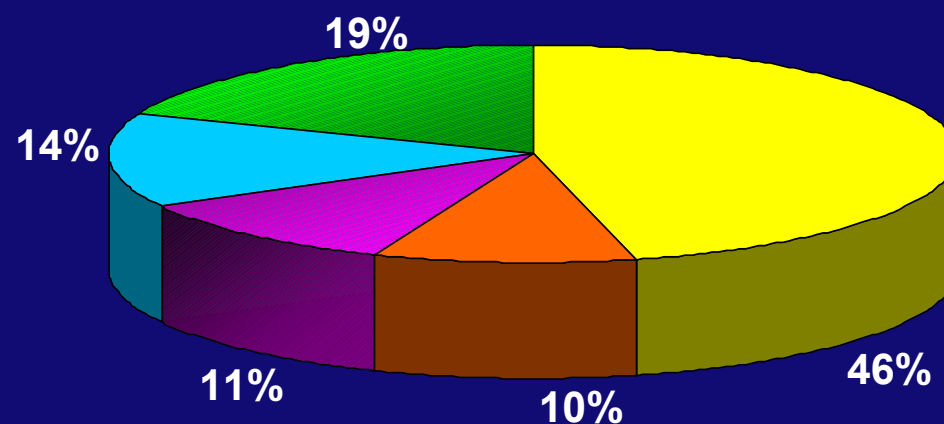


First Half FY2002



Total Operating Expenses = S\$76.3MM

First Half FY2001



Total Operating Expenses = S\$70.5MM

- Staff Costs
- Occupancy Costs
- System Maintenance & Rental
- Depreciation
- Others

# Operating Expenses



(S\$MM)	First Half FY2002	First Half FY2001	Variance
Staff Costs	33.1	32.7	0.4
Occupancy Costs	8.8	7.0	1.8
System Maintenance & Rental	9.8	8.0	1.8
Depreciation	10.2	9.8	0.4
Other Operating Expenses	14.4	13.0	1.4
<b>Total Operating Expenses</b>	<b>76.3</b>	<b>70.5</b>	<b>5.8</b>

# SGX – Consolidated Balance Sheet (unaudited)



(S\$MM)	As At 31 Dec 2001	As At 31 Dec 2000
Net Current Assets	536.0	640.7
Net Non-Current Assets	285.9	182.6
<b>Net Assets</b>	<b>821.9</b>	<b>823.3</b>
Shareholders' Equity	819.4	823.3
Minority Interests	2.5	-
<b>Total Equity &amp; Minority Interests</b>	<b>821.9</b>	<b>823.3</b>
<b>Net Tangible Assets Per Share (cents)</b>	<b>81.94</b>	<b>82.33</b>

# ***SGX: Building Tomorrow's Market, Today***



**SGX: Our Fundamentals**

**FY2002 Half Year Results**

**Going Forward**

# Going Forward



*Create a more exciting product array .....*

- ❖ **Launch new securities and derivatives products:**
  - **STI-ETF**
  - **REITS**
  - **DT-ETS products**
  - **Equity options**

*..... supported by an efficient, world-class infrastructure*

- ❖ **Develop Straight-Through-Processing (STP) capability for the institutional market**

# *Going Forward*



*Create a more exciting product array supported by an efficient, world-class infrastructure*

## **International Listings**

- ❖ **Develop and implement a listing strategy with a regional outlook**
  - **Build on Singapore strengths**
  - **China and India focus**

# *Going Forward*



## *Extend global distribution of SGX products*

- ❖ **Attract new members**
- ❖ **Extend adoption of SGXAccess**



## *Establish SGX as an Asian access point for global markets*

- ❖ **Extend Exchange networks**
  - **SGX-TSE strategic alliance**
  - **GLOBEX<sup>®</sup> Alliance**
  
- ❖ **Create necessary infrastructure for B2B exchanges**

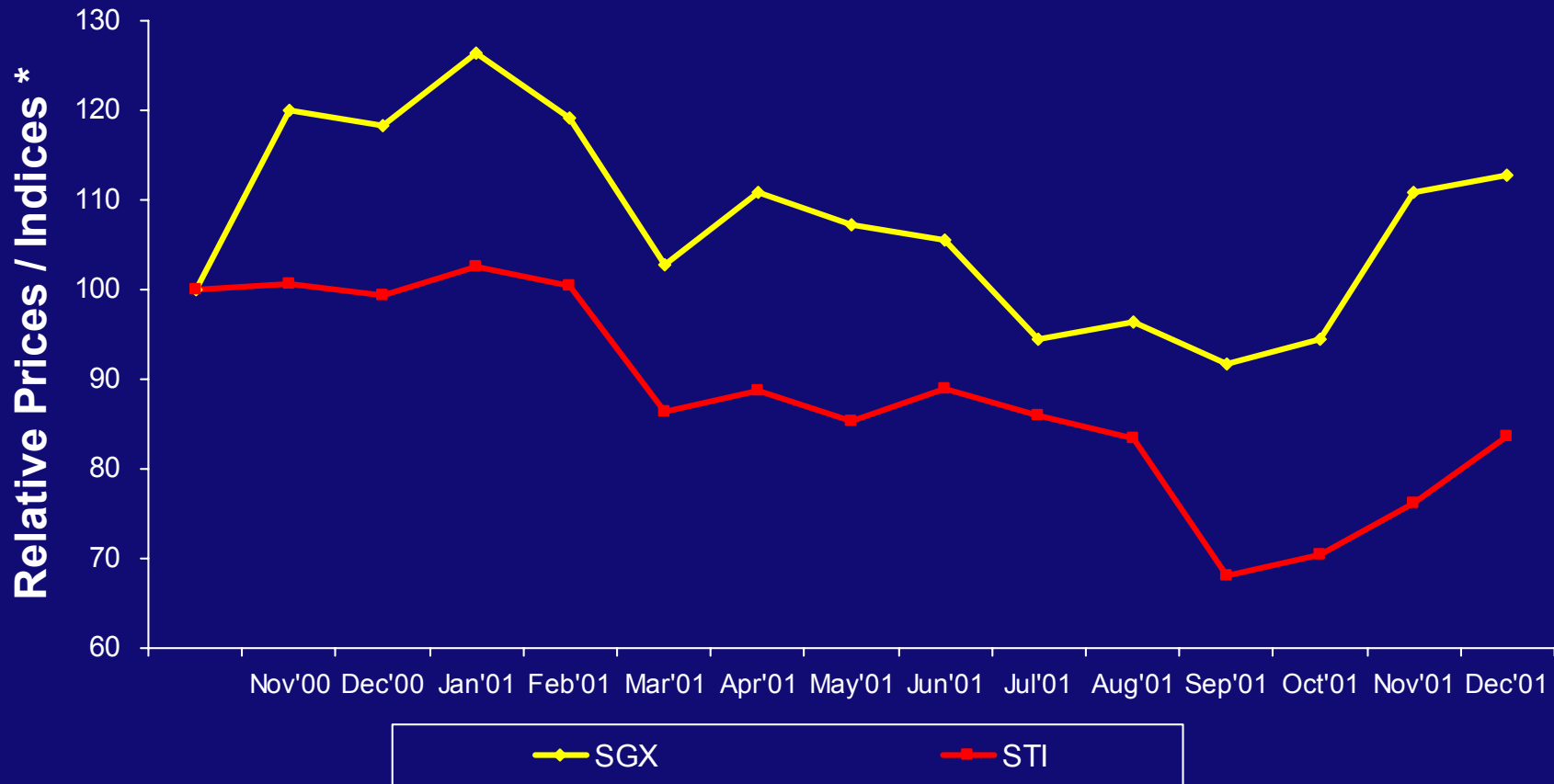
## *Unlock existing asset value and enhance shareholder value*

- ❖ **Unlock hidden assets embedded in SGX by:**
  - **Developing new services**
  - **Reviewing existing services**
  - **Revisiting existing fee structures**
  
- ❖ **Continue to seek acquisition opportunities around our core businesses which are accretive to shareholder value**

# SGX Share Price Performance



# SGX Share Price Performance Against STI



\* SGX's IPO Price of S\$1.10 was used as Base 100

# Interim Dividend



(Cents Per Share)	<u>FY2002</u>	<u>FY2001</u>
Gross Dividend	3.0000	3.0000
Tax at 24.5%	0.7350	0.7350
Net Dividend	<u>2.2650</u>	<u>2.2650</u>
Book Closure Date	15 Mar 2002	23 Feb 2001
Payment Date	27 Mar 2002	8 Mar 2001

*SGX. Tomorrow's Market, Today*



# **Singapore Exchange Limited**

*Building Tomorrow's Market, Today*

**Thank You**