

The 13th Macquarie ASEAN Conference 2022

Dominic Lim, Head, Business Partnering and Investor Relations
Tang Hui Si, Associate, Business Partnering and Investor Relations

22 August 2022

Singapore Exchange



International multi-asset exchange group

Headquartered in AAA-rated Singapore, we are an international multi-asset exchange focused on expanding the strengths of our platform and services for our clients

- Asia's most international, multi-asset exchange – Operating equity, fixed income, currency and commodity markets
- Diversified exchange group with a global distribution network – present in 19 cities¹ globally
- High Operating and EBITDA margins of 49% and 58% respectively in FY2022
- EPS of 42.2 cents and Operating cash flow of 54.6 cents per share
- Total dividend of 32.0 cents per share
- Systemically Important Financial Infrastructure (SIFI)



Rated Aa2, highest credit rating assigned to any exchange group in the world by Moody's²

Re-affirms the strong credit fundamentals of SGX and clearing houses, and reinforces our risk management value-proposition to customers

Four business and client units

Four business and client units covering the entire exchange value chain from listing, trading, clearing, post-trade, depository and data services

Fixed Income, Currencies and Commodities (FICC) – 23%¹

- Fixed Income Listing & Trading
- Trading & Clearing of Pan-Asian currency and commodity derivatives



Equities - 64%¹

- Equity Listings
- Trading & Clearing of Pan-Asian equity index derivatives, cash equities, ETFs, Structured Warrants, REITs, DLCs, etc.
- Delivery, Settlement and Custody of securities



Data, Connectivity and Indices (DCI) – 13%¹

- FICC and Equities market data
- API and Co-location connectivity
- Development and bespoke calculation of indices



Global Sales and Origination (GSO)

- Eight international offices and specialist sales teams




SGX's strategy captures opportunities from macro trends




Our strengths as a multi-asset marketplace

- Drive network and portfolio effects
- Strong support from our ecosystem of participants



Wide range of risk management and access solutions

Liquid futures & options products in major asset classes such as equities, FX and commodities



Capital Efficiency through Margin-Offsets

Cross-asset margin offsets resulting in cost savings for customers



Round-the-clock trading covering Asian & Western time zones

Ability for global participants to manage their portfolio risk 22.5 hours a day

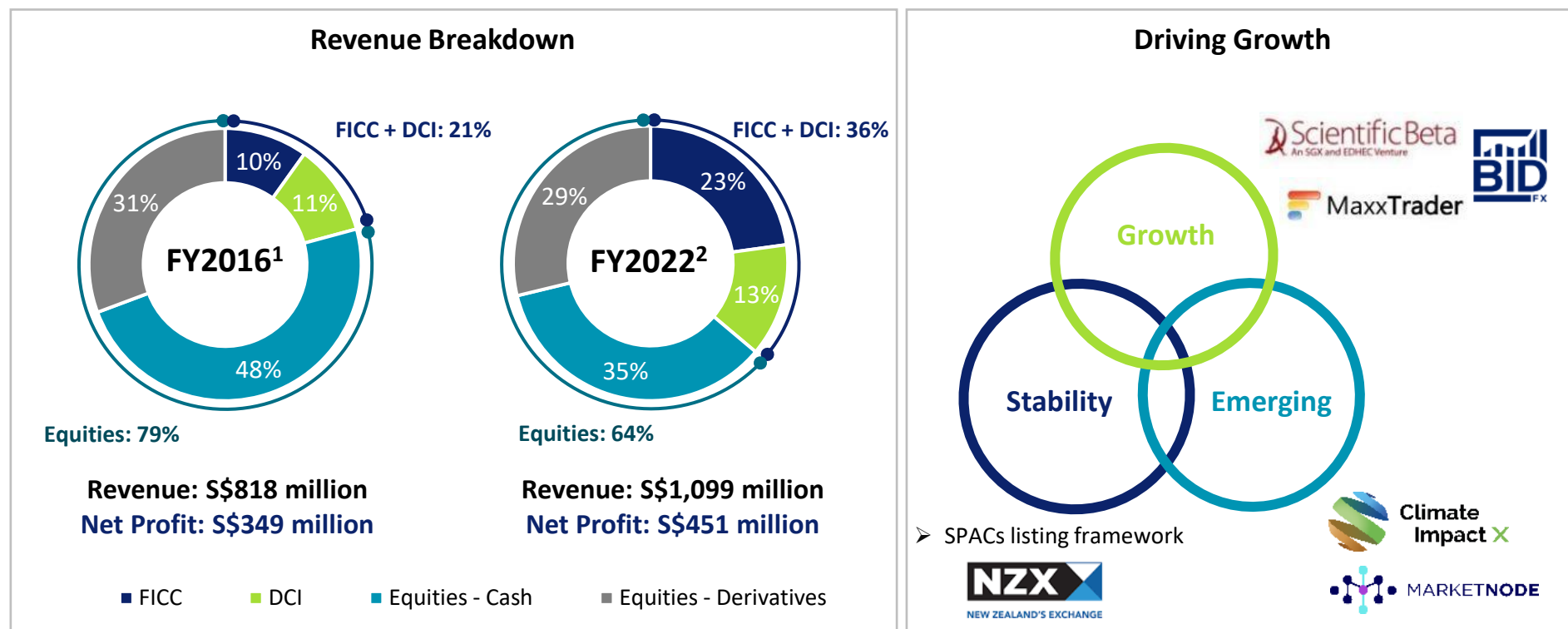


Trusted clearing house and high skin in the game

Committed to the safety of the market by contributing 25% to the clearing fund

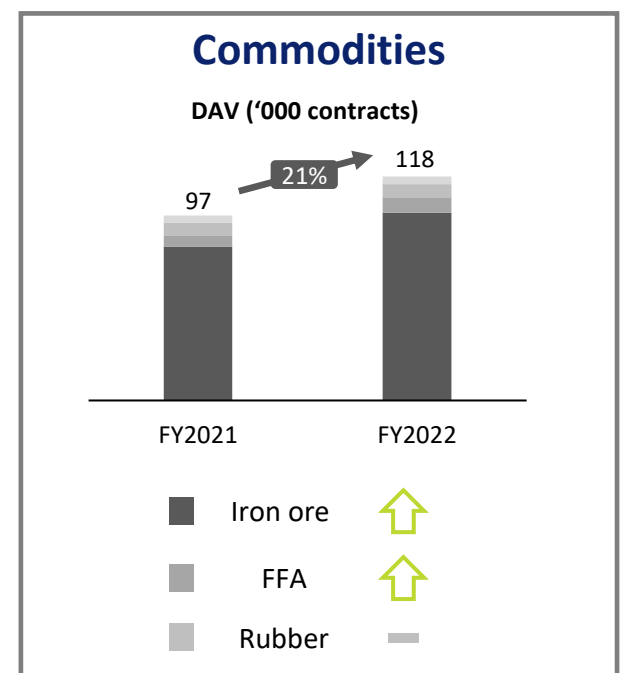
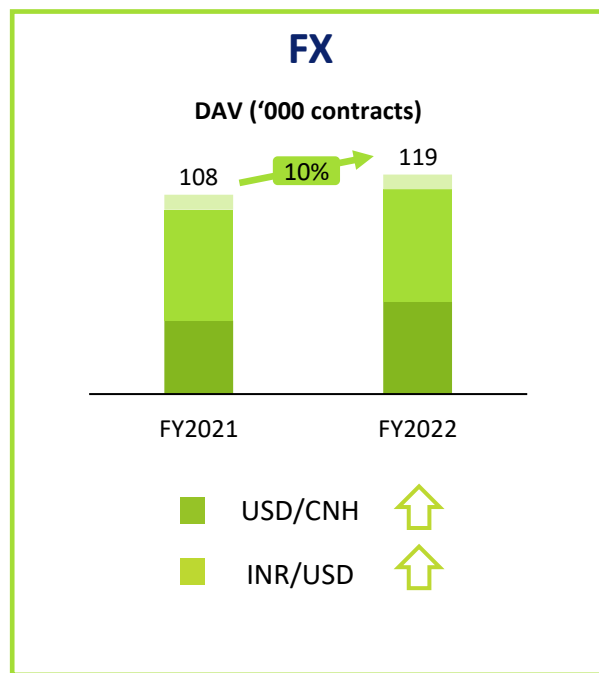
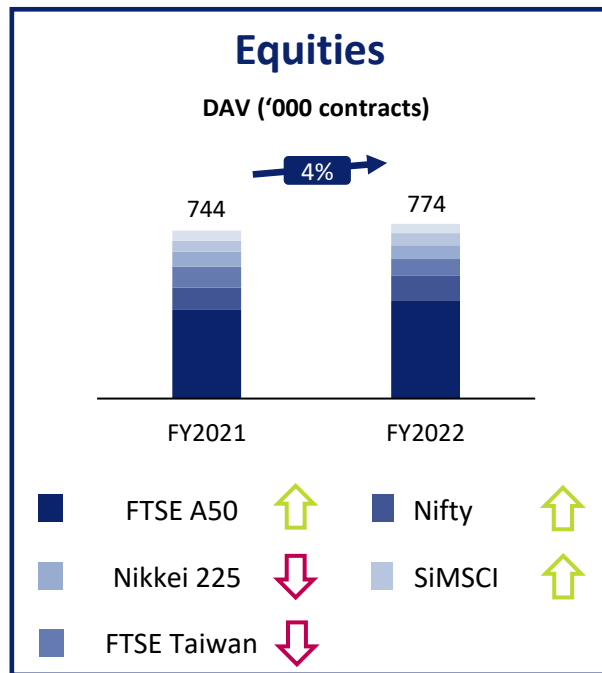
SGX occupies an investment 'sweet spot'

- Diversified Revenue Streams
- FICC and DCI accounted for 36% of total revenue for FY2022, up from 21% for FY2016
- Combination of strong core businesses, exciting growth engines and emerging opportunities



We are the leading venue of choice for global participants to navigate uncertainties and access Asian opportunities

- SGX Group's multi-asset platform offers global participants open and neutral access to manage portfolio risks amidst fluctuating economic and geopolitical scenarios.
- DAV was up 6% to 1.01 million contracts with growth across all asset classes – equities, FX and commodities.



We will capitalise on our global strengths to scale further

- We are recognised as the global price discovery centre for key commodities powering Asia’s growth.
- Our equity derivatives product suite covers almost 100% of Asia’s GDP and our Asian FX futures platform, which is the largest globally, facilitates currency risk management and exposure.

Selected themes

SGX
Commodities

Steel / ferrous value chain



Iron Ore

Steel

Trade and transport



Freight

Rubber

Battery metals

China shelf



India shelf



ASEAN shelf



SGX
Equity Derivatives

SGX FTSE A50
SGX FTSE H50

SGX Nifty

FTSE ASEAN-6¹
SIMSCI

SGX
FX

CNH

INR

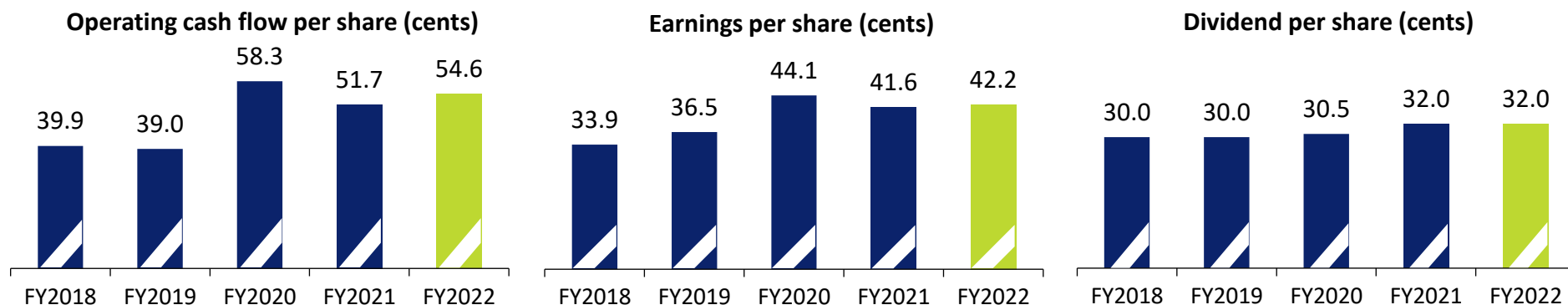
IDR, MYR, PHP, SGD, THB

1. Indonesia, Malaysia, Singapore, Thailand, Philippines and Vietnam

Robust financials

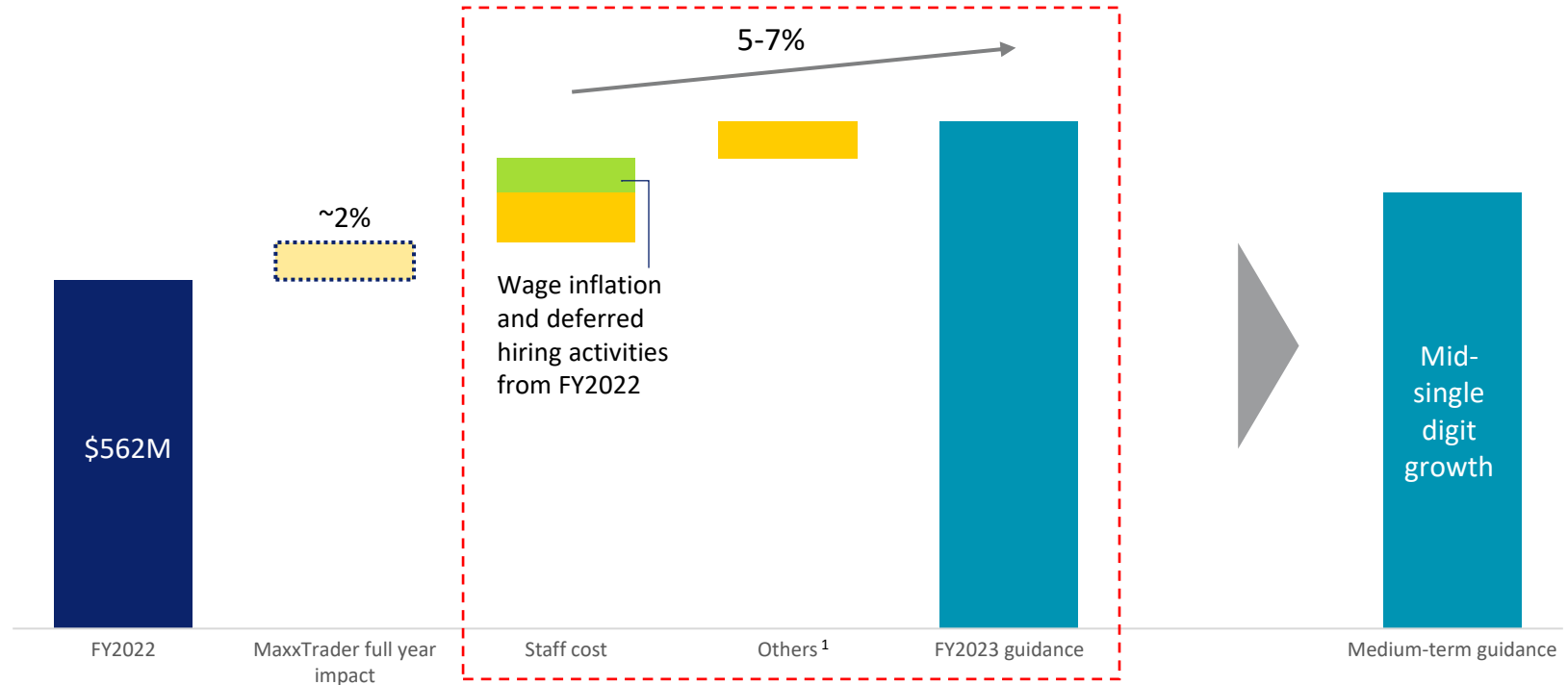
- Track record of delivering growth and shareholder returns
- Capacity to further invest and grow given our strong balance sheet, healthy leverage ratios, and strong cash flows

	FY2018	FY2019	FY2020	FY2021	FY2022
Revenue (\$ million)	845	910	1,053	1,056	1,099
EBITDA (\$ million)	486	524	656 ¹	625	634
EBITDA margin	58%	58%	62%	59%	58%
Operating profit (\$ million)	425	461	566	531	537
Operating profit margin	50%	51%	54%	50%	49%
Net profit (\$ million) attributable to SGX	363	391	472	445	451
Gross Debt to EBITDA (x) ²	-	-	0.6	0.9	1.2



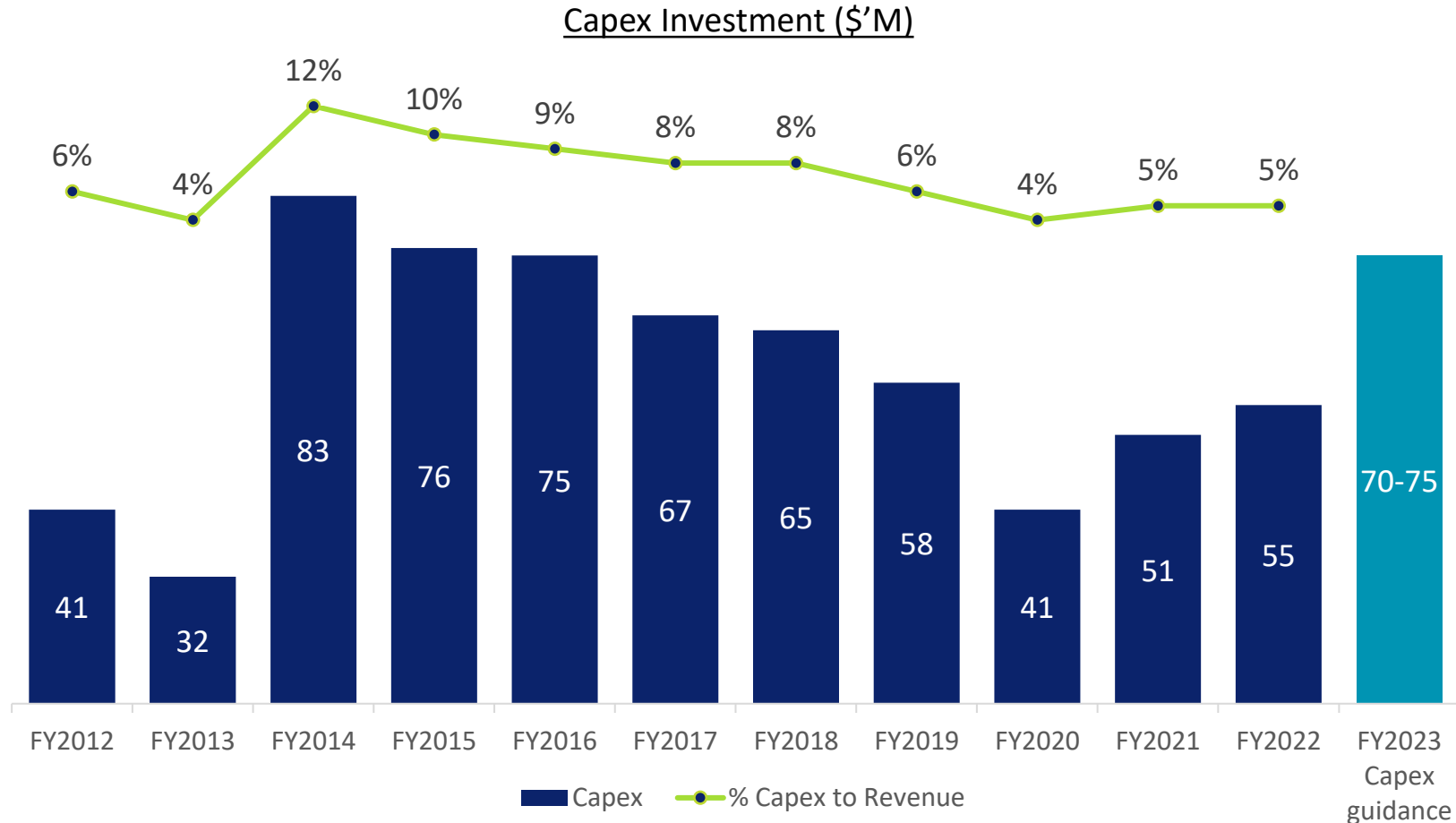
FY2023 Total Expenses expected to grow 7-9%

- Excluding MaxxTrader full year impact, FY2023 total expenses are expected to grow 5-7%
- Higher expenses from buildout of OTC FX business and higher staff costs from salary increments
- Medium-term expense guidance remains at mid-single-digit % growth range
- Medium-term revenue growth unchanged at high-single-digit %, driven by mid-teens % growth in FICC



FY2023 capex is expected to be \$70-75M

- Investments in our FX franchise, enhancements to our platform and system architecture, improvements to office premise efficiency



Appendix

- FY2022 Update

FY2022 Highlights

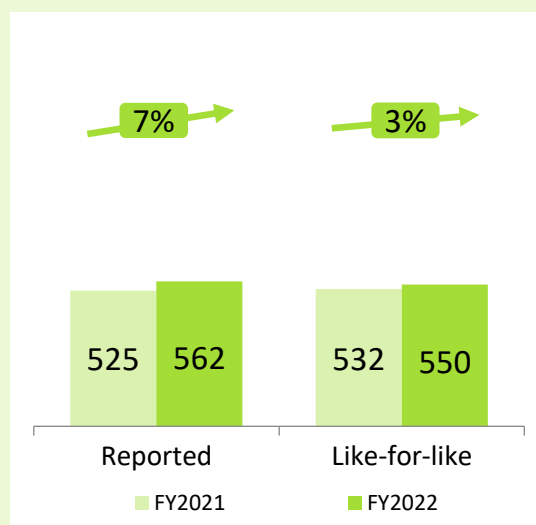
Highest revenue since listing with strong underlying growth

Group Revenue



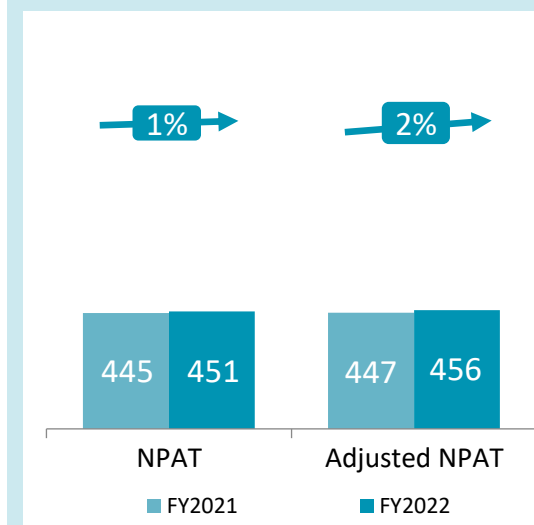
✓ Excluding Treasury Income¹ (TI), revenue up 7% year-on-year

Group Total Expenses



✓ On a like-for-like² basis, total expenses increased 3% year-on-year

Group NPAT¹



✓ Adjusted³ NPAT increased 2% year-on-year

Note: All figures in \$ millions unless otherwise stated and may be subject to rounding

¹ Treasury income on cash and non-cash collateral balances including associated currency hedging impact

² Like-for-like basis excludes FY2022 expenses from MaxxTrader and FY2021 credits from government job support scheme

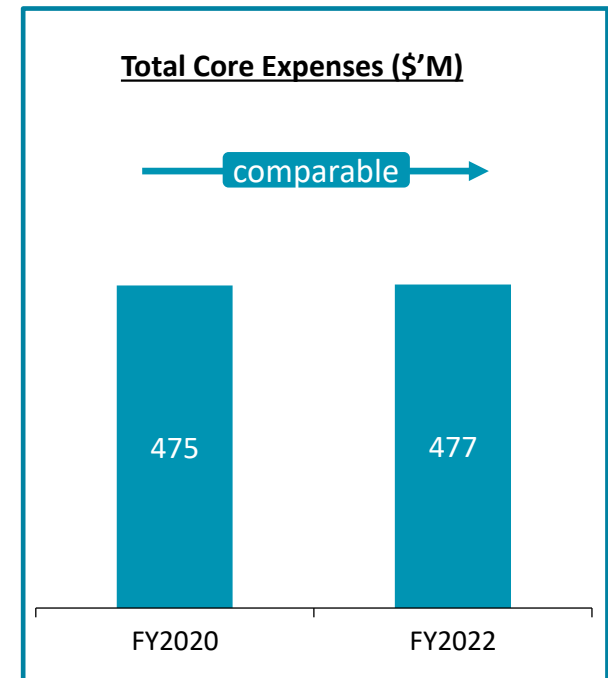
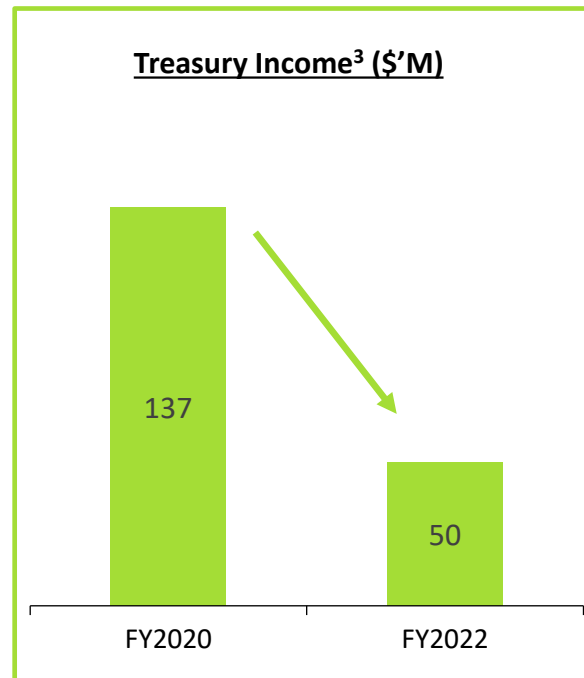
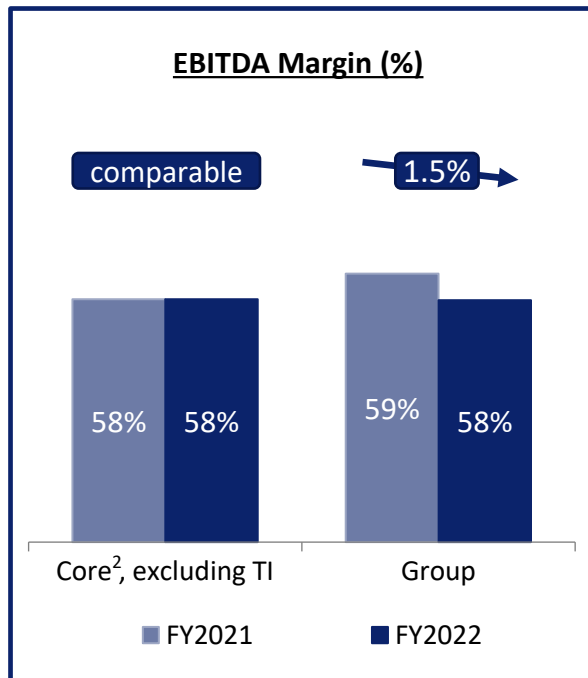
³ NPAT relates to 'Net profit attributable to equity holders of the Company'

⁴ Adjusted NPAT excludes certain non-cash and non-recurring items that have less bearing on SGX's operating performance. Hence, they better reflect the group's underlying performance.

Adjusted figures are non-SFRS(I) measures. Please refer to Section 8 of our financial results for reconciliations between the adjusted and their equivalent measures

FY2022 EBITDA margins lower to 58%

- Core margins expect to improve, partially driven by a recovery in treasury income
- EBITDA margin for subsidiaries, on a like-for-like basis¹, comparable at 37%



Note: All figures in \$ millions unless otherwise stated and may be subject to rounding

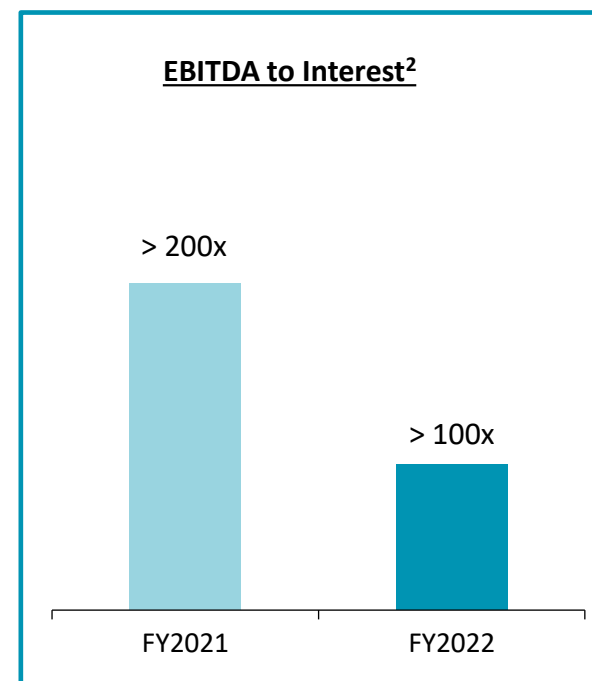
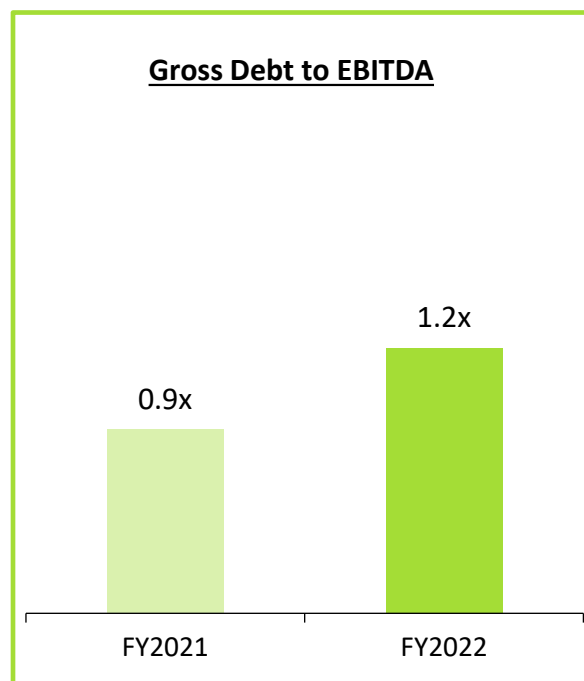
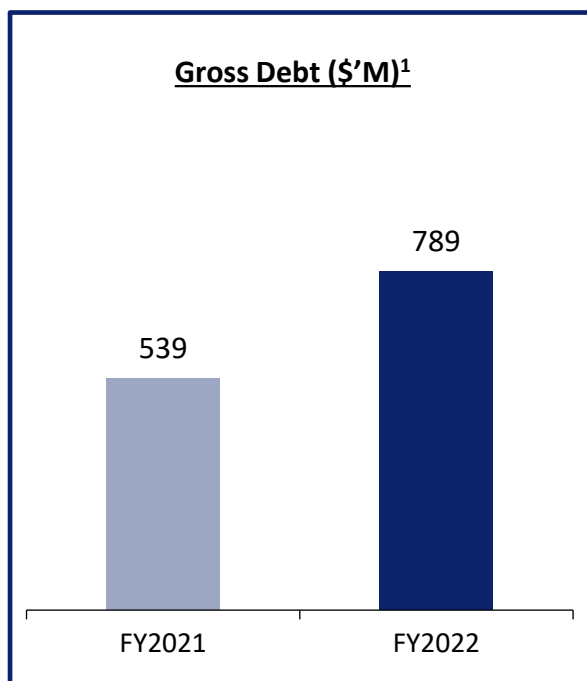
¹ Like-for-like basis includes standalone SB and BidFX only with no intercompany elimination and exclude one-off acquisition related expenses

² Core comprise SGX, EMC and BEL; Core excludes stamp duty, break fund costs and certain acquisition related costs

³ Treasury income on cash and non-cash collateral balances including associated currency hedging impact

Strong balance sheet with healthy coverage ratios

- Healthy leverage ratio – Gross Debt to EBITDA ratio at 1.2x
 - Higher gross debt mainly due to the issuance of a US\$250M medium term note in September 2021
- Locked in low interest rates in a rising rate environment



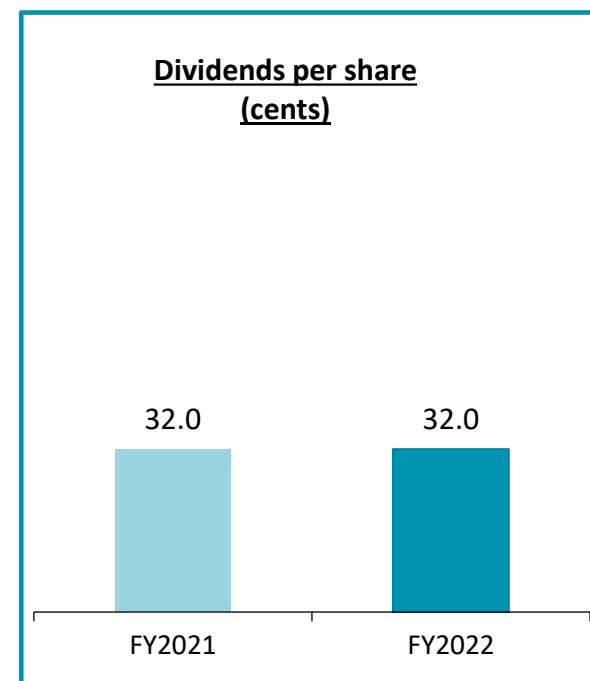
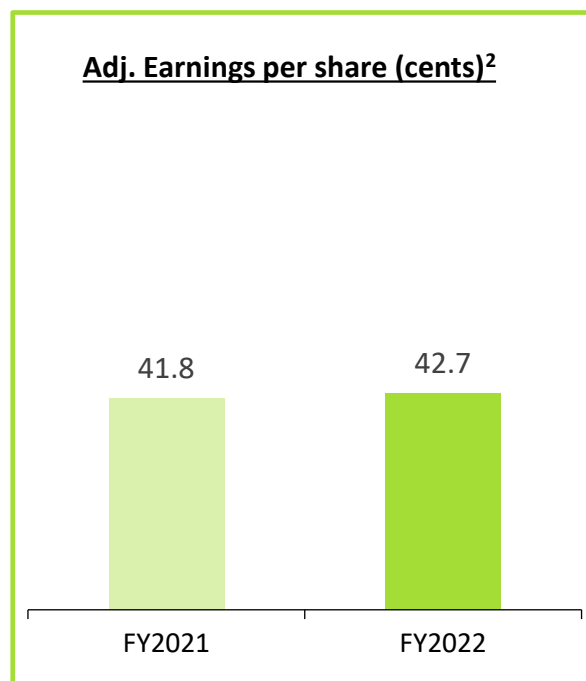
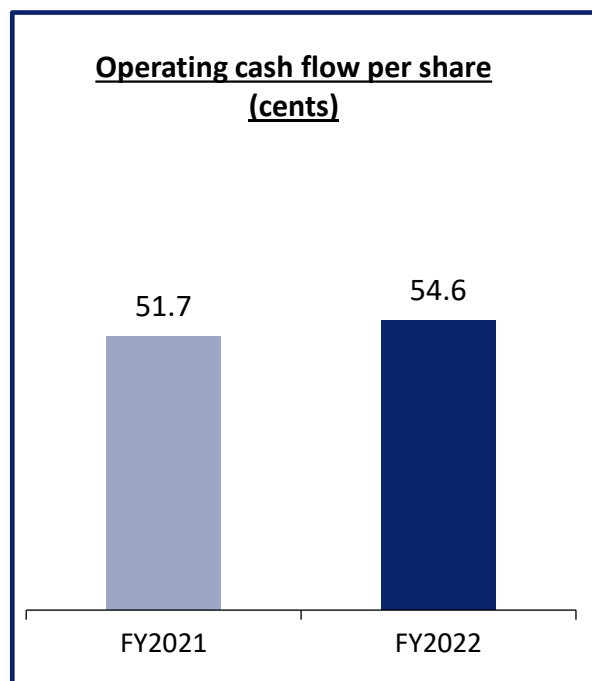
Note: All figures may be subject to rounding

¹ Gross debt include both borrowings and lease liabilities

² EBITDA net of rental expenses; Interest includes both cash and non-cash expenses

Delivering shareholder returns

- Proposed final quarterly dividend¹ of 8.0 cents per share, bringing total dividend for FY2022 to 32.0 cents
- Operating cash flow and adjusted earnings able to cover dividends



Note: All figures may be subject to rounding

¹ Subject to shareholders' approval at the forthcoming AGM on 6 October 2022

² Adjusted figures presented are non-SFRS(I) measures. Please refer to Section 8 of our financial results for reconciliations between the adjusted and their equivalent measures

Thank You

SGX Investor Relations Contact:

Dominic Lim, Head , Business Partnering and Investor Relations
Tel: (65) 6236 5395, Email: dominic.lim@sgx.com

Joyce Koh, Associate Director, Business Partnering and Investor Relations
Tel: (65) 6236 8356, Email: joyce.koh@sgx.com

Singapore Exchange

Beijing ▪ Hong Kong ▪ London ▪ Mumbai ▪ New York ▪ San Francisco ▪ Shanghai ▪ Tokyo ▪ Chicago

sgx.com

Forward Looking Statements

This presentation may contain forward-looking statements that involve assumptions, risks and uncertainties. Statements in this presentation that are not historical facts are statements of future expectations with respect to the financial conditions, results of operations and businesses, and related plans and objectives. These forward-looking statements are based on SGX's current intentions, plans, expectations, assumptions and views about future events and are subject to risks, uncertainties and other factors, many of which are outside SGX's control. Because actual results, performance or events could differ materially from SGX's current intentions, plans, expectations, views and assumptions about the future, such forward-looking statements are not, and should not be construed as a representation as to future performance of SGX. It should be noted that the actual performance of SGX may vary significantly from such statements.

This presentation is being made available to certain authorised recipients for their general information only.

While SGX and its affiliates have taken reasonable care to ensure the accuracy and completeness of the information provided in this presentation, they will not be liable for any loss or damage of any kind (whether direct, indirect or consequential losses or other economic loss of any kind) suffered due to any omission, error, inaccuracy, incompleteness, or otherwise, any reliance on such information. Neither SGX nor any of its affiliates shall be liable for the content of information provided by or quoted from third parties. Examples provided are for illustrative purposes only. The information in this presentation is subject to change without notice.

Any recirculation, transmission or distribution of this presentation or any part thereof by any third party requires the prior written permission of SGX. SGX and its affiliates disclaim all responsibility and liability arising in connection with any unauthorised recirculation, transmission or distribution of this presentation or any part thereof.

© Singapore Exchange Limited